

Investment Objective

The fund objective is to provide capital appreciation. This is achieved through investing in undervalued and high quality equities of fundamentally sound companies listed on the Bursa Malaysia.

Fund Data

NAV (as at 30 th June 2009)	0.4010
Fund Value (RM)	17,319,719

Equity market outlook

Expectations of a global recovery are gaining traction as markets broke through bear market rally levels. Incremental improving newsflow and data point to a gradual bottoming out process and a weak recovery in 2010. This had led to cash being flushed out of money market funds back into risky assets as even market indicators like VIX and spreads point to markets stabilizing to an environment before Lehmans crumbled.

Regional markets ended mixed in June. Thailand continued its surge for a second month (+10.6%) and was the best performing market for the month. Other performers in June include Indonesia (+5.6%), Australia (+ 4.6%) and China (+3.6%). The laggards for the month in terms of performance are however Taiwan (-7.7%), India (-2.5%) and Hong Kong (-1.7%). Despite a slight slowdown in overall performance in June, the YTD performance of Asian markets remains commendable

Malaysian Economy

June was a better-than-expected month for Malaysia as the KLCI gained 31 points or 3% to close at 1,075 points. This is despite the market undergoing its first and real consolidation since its strong ascent started in late March/early April. The Invest Malaysia conference on 30th June-1st July also helped boost market sentiment as investors awaited further liberalization policy announcements from the Prime Minister. The market stayed relatively flat thereafter signaling profit-taking on news. The broader market's performance was slightly better than the KLCI as FBM Emas gained 3.2% to 7,207 points. Smaller caps were mixed as FBM KL 2nd Board rose 3.9% to 4,755 points while FBM MDQ inched up 1.4% to 4,096 points. The average value traded on Bursa in June eased 12% mom to RM1.62bn (RM1.84bn in May) per day

Outlook & Strategy

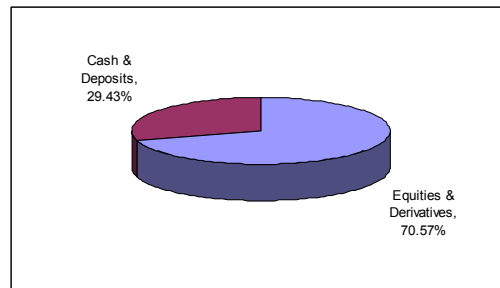
Although Malaysia is still expected to underperform, we are still making positive returns. Hence we are maintaining our equity exposure in our market to 85±5% reflecting the overall relative bullishness of equities in general. We will be more selective in companies to invest in given the fragility of the recovery at the moment.

The market rallies have compelled analysts to upgrade earnings forecasts as well as promote a move back to cyclical valuations and sectors from defensives which have underperformed in the current rally. However, as we expect the economies to be fragile, sector and stock selection becomes very important as we believe quality will outperform on a risk-volatility adjusted basis. The challenge now is the sustainability of the 2010 earnings, which we suspect is low compared to history, implying that markets are taking forward valuations with more than a grain of salt. Manufacturers/exporters have no orders visibility beyond one quarter or even a month, making 2010 forecast of 30% EPS growth for Asia ex-Japan questionable. Add on the low base effect of 2009 as a kitchen sinking year, the sustainability of the 30% growth becomes a point to ponder.

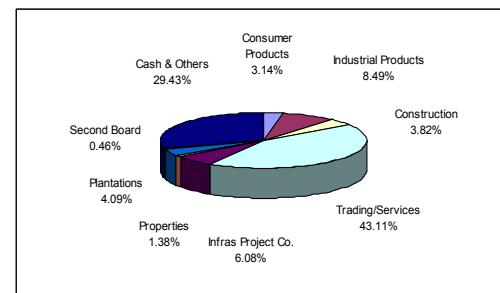
Top Five Equity Holdings

Sime Darby Bhd	9.00%
Tenaga Nasional Bhd	8.80%
Axiata Group Berhad	5.30%
Digi.Com Bhd	4.10%
Parkson Holdings Bhd	5.30%

Asset Allocation



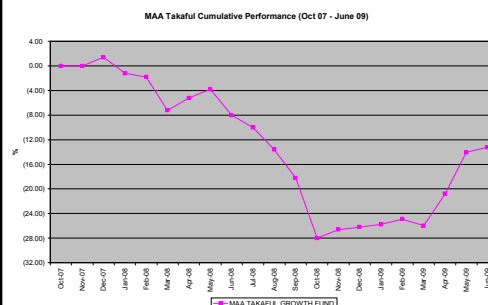
Sector Allocation



Fund Review

	MOM	YTD
NAV(% change)	1.00%	17.60%

Performance (Since Inception)



Fund's performance is calculated on NAV to NAV. The value of units may go up as well as down. Past performance is not indicative of future results